

CAPITAL ONE
HALL

PRODUCTION INFORMATION



TABLE OF CONTENTS

Click to Navigate

Contact Information.....	3
Stage, Seating, & Loading	4
North Loading Dock Diagram.....	5
Rigging And Soft Goods.....	6
Main Theater Linesets.....	7
Lifts, Shell, & Power	8
Main Theater Lighting System	9
Main Theater Audio Systems.....	10
Main Theater Screens/Video Projection	11
Available Microphones	12
Additional A/V Equipment.....	13
The Vault (Black Box Theater).....	14
The Vault Audio & Video Systems	15
Dressing Rooms & Production Offices.....	16
Building Map.....	17
Preferred Hotels	18
Capital One Center Amenities	19
Additional Information	20

CONTACT INFORMATION



GENERAL MANAGER

STACY BUTLER

C: (310)614-6807

O: (703)343-7655

sbutler@capitalonehall.com



DIRECTOR OF OPERATIONS + PRODUCTION

IJ ROSENBLUM

C: (571)532-4700

O: (703)343-7640

irosenblum@capitalonehall.com



PRODUCTION MANAGER

JP FERRELL

C: (571)532-4707

O: (703)343-7647

jferrell@capitalonehall.com



PRODUCTION MANAGER

KYRA TOPE

C: (571)532-4706

O: (703)343-7646

ktope@capitalonehall.com



PRODUCTION MANAGER

TRAVIS MORTON

C: (571)532-4704

O: (703)343-7648

tmorton@capitalonehall.com



MARKETING DIRECTOR

CRISTINA MAYER

C: (571)318-7737

cmayer@capitalonehall.com



BOOKING DIRECTOR

JACKIE NAPARŁO

C: (310)755-8169

jnaparlo@asmrichmond.com

STAGE, SEATING, & LOADING

STAGE INFORMATION

Proscenium

- Width: 55' (adjustable portal legs)
- Height: 31'6" (adjustable portal header)

Stage Depth

- At Centerline: 40'6"
- From Fire Curtain: 37'

Stage Width

- Including Wings: 105' 3"
- SR Wing (Proscenium to SR Wall): 25'
- SL Wing (Proscenium to SL Wall): 25'
- SL & SR Mid-Rail: 36' to top Pin Rail

Stage Height

- Grid Height: 61' 2"
- Stagehouse Rigging Steel Height: 67' 8"
- Height to Forestage Grid: 43' 5"

Stage Floor

- Wood Frame Sprung Floor
- 4' x 8' x 3/8" Composite Sheets Dark Gray
- Weight Capacity: 150 lbs/ft²

Grand Piano

- Gala Siralift SL to Lower Down to Storage
- Lives Flush with Stage

Dance Floor

- Black/Gray Roscoe is available

SEATING INFORMATION

Max Capacity: 1562

Pit Seats Fixed: 64

Orchestra Level Seats Fixed: 828

Mezzanine Level Fixed: 341

Balcony Two Level Fixed: 329

FOH 14 Seats Cap



LOADING DOCK

Two Dock Bays Available SR (Diagram on Next Page)


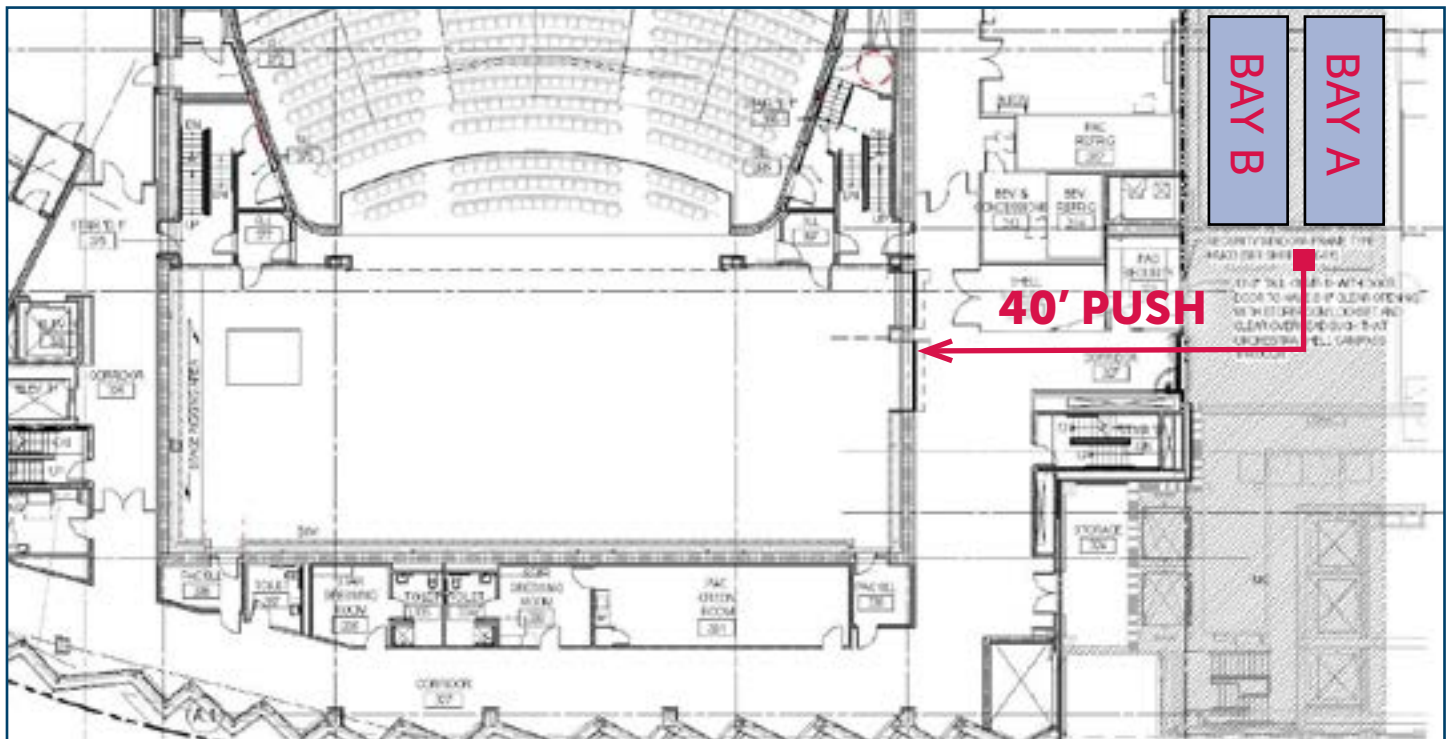
- Limited Access Mon-Fri Between 7am-9am & 4pm-6pm (Please Advance)
- 40' Push to Stage (Diagram on Next Page)
- Back in Only – Uphill Grade (Flat at Top)
- Dock Rollup Doors @ 8'w X 10'h with Self-Leveling Platforms
- Personnel Ramp Adjacent to Passenger Side of Trucks - Additional Loading into SR
- Stage Right Rollup Stage Door @ 8'w X 10'h, Between the Loading Dock and Stage Doors
- There is a Personnel Door Built Into the Roll-Up

Shore Power Receptacles

- Two Single Phase 50a 125/250v NEMA 14-50R in Dock with Adapter for 30 Amp Edison for Trucks (Please Advance)

NORTH LOADING DOCK DIAGRAM

ADDRESS: 1635 Capital One Drive, Tysons, VA 22102



RIGGING AND SOFT GOODS

RIGGING

Manual Counterweight Rigging System (Line-Set Schedule On Next Page)

51 Un-Dedicated Manual Line-Sets on 8" Centers

- Two (2) 24" Gaps Each for Orchestra Shell Ceiling

All Line-Sets Are Single Purchase

Operated From SL, at Stage Level or at Mid-Rail

Arbor Capacity: 1800 Lbs. (Including Truss Batten)

Adjustable Portal Header & Legs (Portals Are Rigid Panels That Match the House)

All Battens Are 2" OD (1" ID) Schedule 40 Ladder Batten @ 59' Long

Six-Inch 7x19 Strand Lift Lines Per Batten; Lift Lines On 11' Centers

Batten Low Trim: 4'3" Above Stage Floor

Batten High Trim: 57' Above Stage Floor

Motorized Guillotine House Curtain

Motorized Rigging for House PA

Two (2) Unremovable Orchestra Shell Ceiling Sets

- 600 Lb. Capacity Above Shell Ceiling Weight for Instruments on Bottom Pipe

Gridiron Brick Loading From SL Mid Rail & High Rail

Off Stage Rigging Available (Forestage Grid)

SOFT GOODS

TYPE	#	HEIGHT	WIDTH	FULLNESS	COLOR	FABRIC / NOTES
Fire Curtain	1	N/A	N/A	N/A	N/A	20 Minutes
Main Curtain	2	33' 6"	31' 0"	100%	Custom	Prestige Motorized Guillotine
Borders	6	12' 0"	59' 0"	Flat	Black	24oz Charisma
Legs	12	28' 0"	12' 0"	Flat	Black	24oz Charisma
Tabs	8	31' 6"	8' 9"	Flat	Black	24oz Charisma
Trav.	2	28' 0"	59' 0"	100%	Black	24oz Charisma
Scrim	1	28' 0"	59' 0"	Flat	Black	Sharkstooth
Cyc	1	28' 0"	59' 0"	Flat	White	Muslin
Acoustic 1	1	9' 0"	63' 0"	100%	Black	24oz Charisma
Acoustic 2	1	5' 6"	75' 0"	100%	Black	24oz Charisma
Acoustic 3	1	4' 6"	90' 0"	100%	Black	24oz Charisma
Acoustic 4	1	6' 10"	12' 0"	100%	Black	24oz Charisma
Acoustic 5	2	6' 10"	16' 0"	100%	Black	24oz Charisma
Acoustic 6	1	6' 10"	15' 6"	100%	Black	24oz Charisma

MAIN THEATER LINESETS

MAIN THEATER LINESETS

Lineset	CL of Batten From Plaster	CL of Headblock From Plaster	Description	UDL Capacity	Notes
FC	4"	N/A	Fire Curtain (motorized)	8,000lb	Permanent
HC	1'-6"	N/A	House Curtain (Motorized)	1,200lb	Permanent
PH	2'-4"	2'-2"	Portal Header	2,483lb	Permanent
PL	3'-0"	2'-10"	Portal Legs	2,483lb	Permanent
1	3'-8"	3'-6"	Border #1	1,800lb	
2	4'-4"	4'-2"	Legs #1	1,800lb	
3	5'-0"	4'-10"	Undedicated Lineset	1,800lb	
4	5'-8"	5'-6"	Electric #1	1,800lb	Additional fees to strike
5	6'-4"	6'-2"	Undedicated Lineset	1,800lb	
6	7'-0"	6'-10"	Front Projection Screen	1,800lb	Additional fees to strike
7	7'-8"	7'-6"	Undedicated Lineset	1,800lb	
8	8'-4"	8'-2"	Undedicated Lineset	1,800lb	
9	9'-0"	8'-10"	Undedicated Lineset	1,800lb	
OS-1	9'-8"	9'-6"	Orchestra Cloud 1	600lb	Permanent
NO SET	10'-4"				
10	11'-0"	10'-10"	Border #2	1,800lb	
11	11'-8"	11'-6"	Legs #2	1,800lb	
12	12'-4"	12'-2"	Undedicated Lineset	1,800lb	
13	13'-0"	12'-12"	Electric #2	1,800lb	
14	13'-8"	13'-6"	Undedicated Lineset	1,800lb	
15	14'-4"	14'-2"	Undedicated Lineset	1,800lb	
16	15'-0"	14'-10"	Rear Projection Screen	1,800lb	Additional fees to strike
17	15'-8"	15'-6"	Undedicated Lineset	1,800lb	
18	16'-4"	16'-2"	Electric #3	1,800lb	Additional fees to strike
19	16'-10"	16'-8"	Undedicated Lineset	1,800lb	
20	17'-8"	17'-6"	Legs #3	1,800lb	
21	18'-4"	18'-2"	Undedicated Lineset	1,800lb	
22	19'-0"	16'-10"	Scrim	1,800lb	
23	19'-8"	19'-6"	Border #3	1,800lb	
24	20'-4"	20'-2"	Mid Stage Blackout	1,800lb	
25	21'-0"	20'-10"	Undedicated Lineset	1,800lb	
26	21'-8"	21'-6"	Undedicated Lineset	1,800lb	
27	22'-4"	22'-2"	Undedicated Lineset	1,800lb	
28	23'-0"	22'-10"	Electric #4	1,800lb	
29	23'-8"	23'-6"	Undedicated Lineset	1,800lb	
OS-2	24'-4"	24'-2"	Orchestra Cloud 2	600lb	Permanent
NO SET	25'-0"				
30	25'-8"	25'-6"	Border #4	1,800lb	
31	26'-4"	26'-2"	Legs #4	1,800lb	
32	27'-0"	26'-10"	Undedicated Lineset	1,800lb	
33	27'-8"	27'-6"	Undedicated Lineset	1,800lb	
34	28'-4"	28'-2"	Undedicated Lineset	1,800lb	
35	29'-0"	28'-10"	Undedicated Lineset	1,800lb	
36	29'-8"	29'-6"	Electric #5	1,800lb	Additional fees to strike
37	30'-4"	30'-2"	Border #5	1,800lb	
38	31'-0"	30'-10"	Legs #5	1,800lb	
39	31'-8"	31'-6"	Undedicated Lineset	1,800lb	
40	32'-4"	32'-2"	Undedicated Lineset	1,800lb	
41	33'-0"	32'-10"	Upstage Blackout	1,800lb	
42	33'-8"	33'-6"	Undedicated Lineset	1,800lb	
43	34'-4"	34'-2"	Electric #6	1,800lb	
44	35'-0"	34'-10"	Undedicated Lineset	1,800lb	
45	35'-8"	35'-6"	Cyclorama	1,800lb	
46	36'-4"	36'-2"	Undedicated Lineset	1,800lb	
47	37'-0"	36'-10"	Undedicated Lineset	1,800lb	
48	37'-8"	37'-6"	Undedicated Lineset	1,800lb	
49	38'-4"	38'-2"	Undedicated Lineset	1,800lb	
50	39'-0"	38'-10"	Undedicated Lineset	1,800lb	Not in use
NO SET			Obstruction		

*600LB Capacity Specified for Built-In Shell Bottom Batten. Arbor Must Be Loaded with Counterweight to Maintain Lineset Balance.

LIFTS, SHELL, & POWER

ORCHESTRA PIT LIFT

GALA Spiralift Mechanism

Lifting Maximum Capacity: 29,600 lbf

Static Maximum Capacity: 88,800 lbf

Speed: 10.04 ft/min

Width @ widest point (SR-SL): 58'

Depth @ widest point (DS-US): 12'-3"

Pit

- Stage level: to extend the stage into the house
- Seating level (3'-6" below stage level): 64 Fixed Chairs and/or steps to stage
- Orchestra Pit level (10' below stage level): Full orchestra pit, with access from below

SHOW POWER

Three-Phase, 120/208v, 60 Cycles, 5 Wire

- Cam-Lok Connectors
- Can Also Accept Bare Wire Tails

Contracted Electrician Required for Tie-In / Tie-Out and to Energize / De-Energize

PIANO LIFT (STAGE LEFT)

Steinway Grand and Upright Pianos Available

GALA Spiralift Mechanism (built into stage)

Lifting Maximum Capacity: 4,400 lbf

Static Maximum Capacity: 13,200 lbf

Speed: 10.84 ft/min

Width (DS-US): 7'-10"

Depth (SR-SL): 10'-10"

Lift Position:

- When piano is lowered into storage – top of lift is flush with stage floor
- When piano is raised from storage – height of lift travel is 10'

ORCHESTRA SHELL

Wenger "Diva" Orchestra Shell

Wood (matches the house)

Towers: Nine @ 24'-1"H x 11'8" W Each

Ceiling Units: Two Rectangular, Built in Lighting

- Shell ceiling units are on dedicated, Line-sets and are not removable
- When not in use, there is 600lb capacity on bottom pipe for instruments

POWER AVAILABILITY

Two (2)	100a Company Switch	located DSR & DSL Front Wall
Two (2)	400a Company Switch	located Midstage Right Wall
One (1)	100a Company Switch (ISO)	located USR Wall
Two (2)	100a Company Switch	located USR & USL Back Wall
One (1)	400a Company Switch	located SR Rail
One (1)	100a Company Switch	located SR Rail
One (1)	100a Company Switch	located House Left Catwalk
One (1)	200a Company Switch	located DSC Gridiron

MAIN THEATER LIGHTING SYSTEM

PERFORMANCE LIGHTING SYSTEM

ETC Power Control System

- 480 - 20A/120V bypass circuits (500 μ s dimmer / mechanical relay)
- 96 - 20A/208V non-dim circuits

Control Consoles

- ETC Eos Ti
- Hog 4-18

LIGHTING FIXTURES

#	MANUFACTURER	MODEL
20	HIGH END SYSTEMS	SolaSpot 3000 - Automated LED Spot Light
7	HIGH END SYSTEMS	SolaFrame 3000 - Automated LED Framing Spot
11	HIGH END SYSTEMS	SolaPix 37 - Automated LED Pixel Wash
10	MARTIN	Atomic 3000 - LED Strobe
40	ETC	Source Four (Various Lens)
53	ETC	D60 Lustr+ Par - LED Wash Light
20	ETC	Lustr+ 2 Leko - Source Four LED (Various Lenses)
6	ELATION	CuePix IP 16
3	LYCIAN	LED Followspots



MAIN THEATER AUDIO SYSTEMS

CONSOLES & I/O

Yamaha Rivage PM5 at FOH

Yamaha Rivage PM3 for monitors

FOH & Monitor I/O devices

- (1) RPIO 622
- (3) RPIO 222



MICROPHONES/ WIRELESS

(24) Channels of Sennheiser EM6000 digital wireless microphone system

- (24) SK600 Bodypack Transmitters
- (12) SKM 600 Handheld Transmitters

SPEAKERS

Left/Center/Right d&b V12 (10 boxes per hang)

V & SL-G matching d&b subwoofers

Stage Monitors/Side Fills:

- (12) d&b M4 2-way loudspeaker
- (4) d&b M6 2-way loudspeaker
- (3) d&b B6-Subs
- (2) d&b V7P Sidefill 3-way loudspeaker



AMPS/PROCESSING & SNAKES

Main L,C,R loudspeakers: (8) d&b D80 4-Ch Power Amplifier w/ DSP

Audio Network Bridge w/Dante: (1) d&b DS10

Fill Speakers: (2) d&b 30D 4-Ch Power Amplifier w/DSP

Subs: (2) d&b D80 4-Ch Power Amplifier w/ DSP

Stage Monitors

- (5) d&b D20 4-Ch Power Amplifier w/ DSP
- (2) d&b D80 4-Ch Power Amplifier w/ DSP

SURROUND SPEAKERS

(12) d&b E8



WHIRLWIND CUST

Broadcast 56ch Microphone Splitter 1DIR 1ISO

ORCHESTRA AUDIO SYSTEM

Wenger's 'transcend' active acoustic system - surround/effects loudspeaker system (44) d&b E8

CLEARCOM

(8) Freespeak Wireless belt packs (26) wired



MAIN THEATER SCREENS/VIDEO PROJECTION

SCREENS

Stewart Rear Projection Screen 40'x20'

MDI Front Main Projection Screen 40'x20'

Upstage Projection Screen 24'x13.5'

Projector: Panasonic 30,000 Lumen 4k Projector

LENSES

0.7:1 Fixed Lens

1.40-1.80:1 Zoom Lens

SWITCHERS/ MEDIA PLAYERS

Panasonic Pro UHS500 Switcher/ PTZ controller

Atlona Omega 6X2 Matrix switcher

Analog Way Aquilon 4K60 switcher

Panasonic 4K UHD Blu-ray Player

iMac - Qlab

CAMERA(S) AND CONTROLLERS

Panasonic AW-UE 150 4k PTZ Cameras

Panasonic AW-RP150GJ PTZ Controller

Panasonic 4K/60/HDR Studio Camera

4K/UHD Studio Cameras, lenses

CCU, and operation panels for studio Cameras



AVAILABLE MICROPHONES

Audix	1	D6	Kick Drum Microphone
Cascade	2	99-GL-A	Ribbon Microphone
DPA	2	4099B	Acoustic Bass subminiature microphone
DPA	3	4099G	Guitar subminiature microphone
DPA	8	4266-OC-F-F03-LH	Headworn Microphone, Omni, High-fidelity
DPA	2	4288-DC-F-F03-LH	Headworn Microphone, Cardioid, High-fidelity
DPA	24	4661-OL-H-B03	Miniature Omni Microphone, heavy-duty, black
DPA	1	5006-11A	Omnidirectional Condenser mic package
DPA	12	IMK4061	Miniature Omni Instrument Kit
DPA	24	SCM0001	Miniature Omni Microphone, Clip
DPA	4	VO4099P	Miniature Instrument Microphone Kit
Earthworks	1	FMR500	19-inch cardioid podium microphone
Earthworks	1	PM40	Piano Microphone System, stereo, miniature
Earthworks	1	PMM1	Podium Microphone, Shock mount
Grace	1	Spacebar SB-DT	Decca Tree – Standard 3 microphone tree
Miktek	2	C7e	Multipattern Large Diaphragm Condenser
Neumann	3	KM184ni	Condenser Microphone, matched pair
Neumann	2	KMS105ni	Handheld Condenser Microphone, cardioid
Radial	10	JDI	Direct Box, Jensen, 1ch
Radial	4	JDI Duplex	Direct Box, Jensen, 2ch
Radial	2	JPC	Direct Box, Jensen, PC/iPad
Radial	4	USB-PRO	Direct Box, PC-USB-DAC
Sennheiser	3	E609silver	Dynamic Instrument Microphone
Sennheiser	8	E904	Microphone - Drums, Percussion
Sennheiser	4	E914	Condenser Microphone, cardioid
Sennheiser	6	MD 421-II	Dynamic Cardioid Microphone
Sennheiser	1	MD 441-U	Dynamic Super-Cardioid Microphone
Shure	1	DMK57-52	Drum Microphone Kit
Shure	10	SM-57LC	Dynamic Instrument Microphone
Shure	9	SM-58LC	Handheld, dynamic Microphone
Shure	1	SM-58S	Handheld, dynamic Microphone w/switch
TOA	1	PM-660U	Page Mic, PTT w/ base



NOTE: The entire inventory of loose equipment may not be available for your production. Please confirm with the Production manager at least 30 days prior to your event.

ADDITIONAL A/V EQUIPMENT

Manufacturer	Quantity	Model	Description
D&B	4	B6	Sub
D&B	4	V7P	Sidfill 3-way Loudspeaker
D&B	8	M4	2-way Loudspeaker
D&B	4	M6	4-way Loudspeaker
D&B	4	E12D	2-way Loudspeaker
Panasonic	1		Video Monitor
Panasonic	2		Video Monitor
Mobile Audio Console Racks	2	Multiple	Allen&Heath SQ5, 3 Sennheiser G4, Sony HD Player
Mobile Audio Amp Rack	2	Multiple	Allen&Heath DX168, D&B D20
Panasonic	1		10K DLP Projector
Panasonic	2		4K 35000 Lumen Projector
Da-Lite	1		64.5" x 144.5" Front Screen
Da-Lite	1		90" x 160" Front Screen
Chroma-Q	12	Color Force II 48"	LED Strip Light
ETC	8	Lustr Par	LED Par Light
Martin	4	Atomic 3000	LED Strobe Light
Chauvet	24	Well Fit	LED Battery Powered Wash Light
ETC - High End	8	Lonestar	LED Spot
Hazebase	4	The Fab	Hazer
Stageright	8	307003-FR-36	3 Level, 6'Wide Choral Riser w/ optional 4th Level
Stageright	8	30515-FR-2403	Fold and Roll Riser 6'x8', 16" or 24" height
Wenger	85	325221	Orchestra Chair
Wenger	85	1020351	Music Stands
Wenger	85	237A035	LED Music Stand Light
Wenger	1	1110302	Conductor Podium
Wenger	1	238D001	Conductor Music Stand
Wenger	6	280A200	StageTek 4'x8' Decks w/8" or 16"-28"

NOTE: The entire inventory of loose equipment may not be available for your production. Please confirm with the Production manager at least 30 days prior to your event.



THE VAULT (BLACK BOX THEATER)



ROOM INFORMATION

Room Size: 56'6" x 54'-0" Clear Area
Pipe Grid Height: 22'-0"
Retractable Seating: Up to 225 Seats

PERFORMANCE LIGHTING SYSTEM

ETC Power Control System
192 - 20A / 120V Bypass Circuits
(500 μ s dimmer / mechanical relay)
ETC Ion Xe20-12k Control Console

LIGHTING FIXTURES

#	Manufacturer	Model
4	HIGH END SYSTEMS	SolaFrame 3000 - Automated LED Framing Spot
53	ETC	Source Four (Various Lens)
12	ETC	Colorsource Spot Deep Blue
30	ETC	Colorsource Par

LOOSE INVENTORY LIGHTING FIXTURES

28	ETC	ColorSource CYA 15a Edison
1	ETC	ColorSource 20 Controller

NOTE: The entire inventory of loose equipment may not be available for your production. Please confirm with the Production manager at least 30 days prior to your event.

THE VAULT AUDIO & VIDEO SYSTEMS

CONSOLE

Allen & Heath Avantis



MICROPHONES

(16) Channels of Sennheiser EW500 wireless microphone system

(16) belt packs, (3) Wireless Hand-helds

SPEAKERS

Configurable d&b Speakers in Grid

Main speakers: (6) d&b E12D, (2) d&b Bi6-sub

Fill Speakers: (8) d&b E8

AMPS/ PROCESSING & SNAKES

Mains and Subs loudspeakers: (2) d&b D80 4-Ch Power Amplifier w/ DSP

Patchable Amplifiers: (2) d&b D20 4-Ch Power Amplifier w/ DSP

CLEAR-COM

(10) wired belt packs

SCREENS/ VIDEO PROJECTION/ SWITCH & CAMERAS

Screens in Vault: Front Main Projection Screen (260"x146", 16:9) (21' 9" x 12' 2")

Projector in the Vault: Panasonic 10,000 Lumen 4k Projector

Lenses

- (1) 1-1.3:1 Zoom Lens
- (1) 1.8-2.4:1 Zoom Lens
- (1) 2.3-3.6:1 Zoom Lens

Switchers/ players in the Vault

- Analog Way – QMX 4K
- Panasonic 4K UHD Blu-ray Player
- iMac - Qlab

DRESSING ROOMS & PRODUCTION OFFICES

STAGE LEVEL (4TH FLOOR)

Two (2) Small Star Rooms and One (1) Large Green Room

BELOW STAGE LEVEL (3RD FLOOR)

Two (2) Large Dressing Rooms

Two (2) Small Principal Rooms

Two (2) Touring Production Offices

All Dressing Rooms have their own bathroom / shower(s)

LOWER DRESSING ROOMS

Access by SR or SL stairs or by Off SL Service Elevator.

#11 Service Elevator 5' 7" w x 8' 9" d x 9' 10" h (door is 4' 6" w x 7' 0" h) 5,000 lbs. capacity.

All dressing rooms receive program and paging feed.

AVAILABLE ROOMS

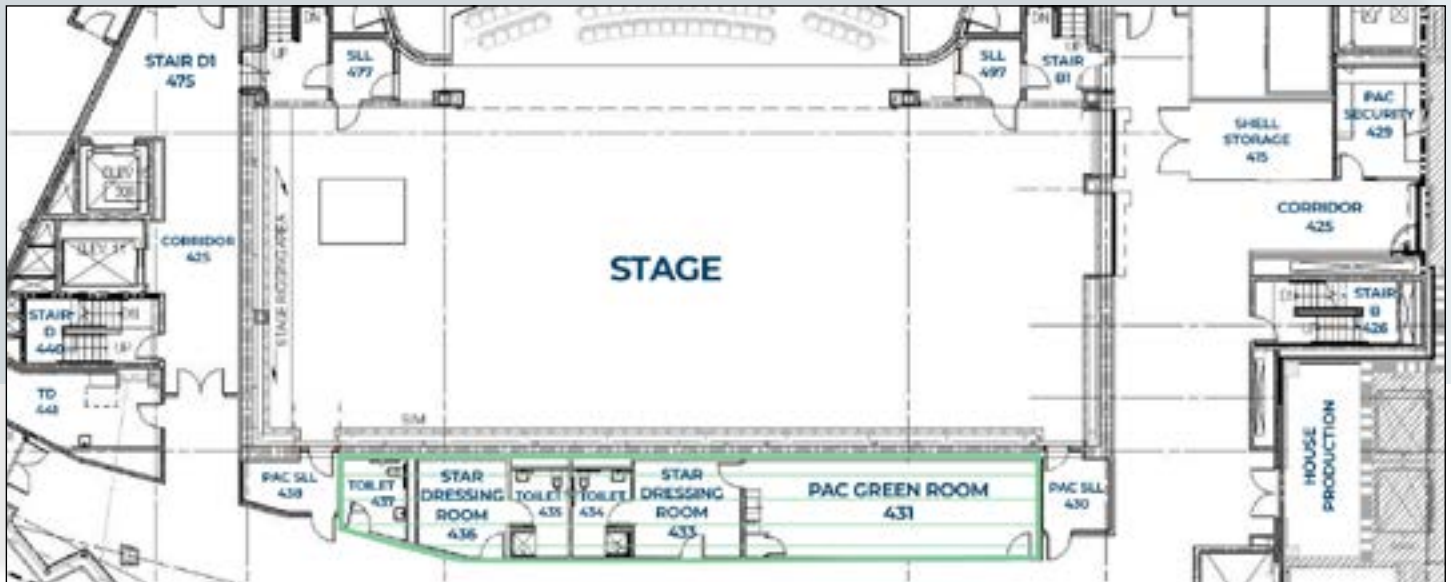
Rm #	Description	Location	Approx. Size	Sink	Toilet	Shower	Mirror Stations
431*	Green Room	USC	38' x 11'	0	0	0	0
433*	Star 1	USC	12' x 11'	1	1	1	1
436	Star 2	USC	11' x 11'	1	1	1	1
329	Principal DR	Below SR	10' x 12'	1	1	1	4
332	Lg. Dressing Room	Below USR	28' x 12'	1	1	2	14
333	Lg. Dressing Room	Below USC	28' x 12'	1	1	2	15
334	Principal DR	Below SL	10' x 12'	1	1	1	3
387	Production Office	Below USR	20' x 15'	0	0	0	0
388	Production Office	Below USC	28' x 12'	0	0	0	0
331	Laundry Room	Below USR	10' x 12'	0	0	0	0

*Connected Rooms

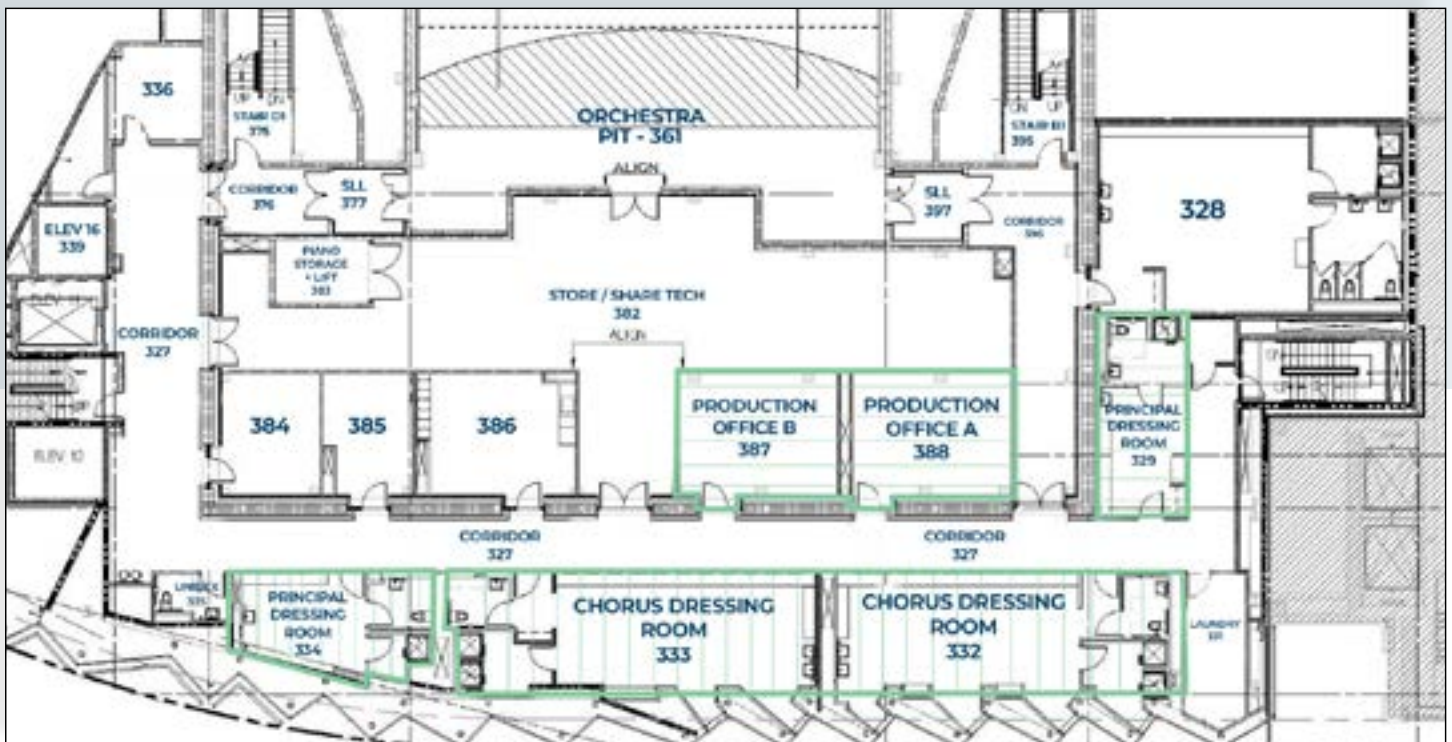
Building Map on Next Page >>

BUILDING MAP

STAGE LEVEL (4th FLOOR)




BELOW STAGE (3rd FLOOR)



**All Available Spaces Are Marked with Lines*

PREFERRED HOTELS



THE WATERMARK HOTEL

1825 Capital One Drive, Tysons, VA 22102

Distance to Venue: *On Site at Capital One Hall*

Amenities: all-suite property, pet-friendly, restaurant, bar, café (includes full hot breakfast)

Tara McNamara

(571) 249-9380

Tara.McNamara@thewatermarkhotel.com

www.thewatermarkhotel.com

THE RITZ-CARLTON, TYSONS CORNER

1700 Tysons Corner Blvd, McLean VA 22012

Distance to Venue: 1.1 mile

Rates: Starting at \$199 for deluxe rooms

Bus Parking: \$150 per night/per bus

Amenities: In-room dining available, ENTYSE Bistro and Wine Bar & Lounge, spa with indoor pool, 24-hour fitness center, Club Lounge, adjacent to the Galleria

Laura Arauzo-Casado

Laura.Arauzo-Casado@ritzcarlton.com

www.ritzcarlton.com

DOUBLETREE MCLEAN

1960 Chain Bridge Road, McLean, VA 22102

Distance to Venue: 1.6 mi

Rates: Weekend \$79 – 139; Weekday \$119 – 189

Bus Parking: Yes

Amenities: Tysons Social Tavern, Made Market (24hrs), Garden Patio, pet-friendly, and fitness center

Annalisa Berryhill

(703) 851-0204

Annalisa.berryhill@bfsaul.com

www.hilton.com

COURTYARD TYSONS MCLEAN

1960-A Chain Bridge Road, McLean, VA 22102

Distance to Venue: 1.6 mi

Rates: Weekend \$79–139 and Weekday \$119–189

Amenities: Bistro, Lobby Market

Bus Parking: Yes

Annalisa Berryhill

(703) 851-0204

Annalisa.berryhill@bfsaul.com

www.marriott.com

HYATT REGENCY TYSONS CORNER

7901 Tysons One Place, Tysons Corner, VA 22102

Distance to Venue: 1.3 miles

Rates: \$119-\$279

Bus Parking: Onsite and Complimentary

Amenities: Pet-friendly, 24-hour menu available, complimentary standard wifi, fitness center, indoor pool, and attached to Tysons Corner Center Mall. Regency Club Lounge (fee). Full-service restaurant and Bar.

Hadil Alyamani

(703) 848-6370

Hadil.alamani@hyatt.com

www.hyattregencytysonscorner.com

CAPITAL ONE CENTER AMENITIES

Capital One Center is a mixed-use retail and cultural arts destination offering our performers and guests the opportunity to stay, dine, and relax all without leaving the grounds. Each of the following amenities is available on campus just steps away from Capital One Hall.



STARR HILL BIERGARTEN

Surrounded by a large landscaped park, Starr Hill Biergarten includes over 5,000 sq. ft. of outdoor dining and a wide variety of local and seasonal drink options.



NOTHING IN BETWEEN

Nothing in Between is a boutique nail salon and spa. The perfect place for a break from the road. Services offered include: manicure, pedicure, full body massage, body scrub, cupping.



WATERMARK

Find yourself wrapped in a familiar surrounding at our new hotel. With guest services and amenities that pamper you in luxury, enjoy an elevated experience all without leaving Capital One Hall.



WREN

Chef Yo Matsuzaki draws upon local ingredients to present guests with sophisticated but approachable cuisine fusing Japanese street food with modern American elements.



WEGMANS

Full selection of groceries, delicious hot meals from Wegmans chefs, and the freshest ingredients possible available.



SISTERS THAI (Coming Winter 2022)

Menu will include a mix of authentic Thai street-food dishes, specialty curry bowls, a developed drinks menu, and an outpost of the group's Magnolia Boutique Dessert Bar & Coffee.

ADDITIONAL INFORMATION

BOX OFFICE

Capital One Hall is a Ticketmaster Venue. Our walk-up box office opens three hours before show and closes 30 minutes after a show begins.

CATERING

All catering serviced in house by Executive Chef Linton Romeo. Menus must be prearranged and can accommodate almost any request.



BOX OFFICE MANAGER
JACQUE HOLT
C: (571)532-4699
O: (703)343-7615
jholt@capitalonehall.com



SENIOR DIRECTOR OF F&B
LAURA REED-ORR
C: (571)318-7057
O: (703)343-7620
lreedorr@capitalonehall.com



LOCATION INFORMATION

7750 Capital One Tower Road,
Tysons, VA 22102

Capital One Hall, located in Tysons, Virginia, is easily accessible by car directly off I-495 (Capital Beltway) and just steps away from the Silver Line's McLean Metro Station.

